


# ADDONICS TECHNOLOGIES

Model: ADSAHDCF


## Installation Guide

### Angled View




The unique CF - SATA HDD Adapter is designed to enable Compact Flash (CF/II) media to be used as a direct replacement for a 2.5" SATA hard drive. As a result, any equipment, such as Notebook computer, that uses a 2.5" SATA hard drive can be easily converted to use the low power and shock resistant CF media. Once installed, the CF appears as an ordinary hard drive to any OS and can be configured as a boot device.


1. Slide your Compact Flash card into the adapter.



2. Take out the 2.5" hard drive of your notebook.
3. Slide the CF - SATA adapter to the SATA connector of your laptop.




4. The CF - SATA adapter connected to your notebook.




### Optional Mounting Brackets:

(shown with CF-SATA hard disk adapter installed)


2.5" hdd frame kit for ADSAHDCF  
(AASHCF25HDS, silver color)  
(AASHCF25HDB, black color)



slim CD mounting kit for ADSAHDCF  
(AASHCFCSB)



3.5" hdd mounting bracket for ADSAHDCF  
(AA35HDBKT-SHCF)



## TECHNICAL SUPPORT

Addonics Technologies  
2466 Kruse Drive  
San Jose CA 95131

Phone: 408 433-3899  
Fax: 408 433-3898

Email: <http://www.addonics.com/sales/query/>  
Internet: <http://www.addonics.com>

Technical Support (8:30 am to 6:00 pm PST)

Phone: 408 433-3855

Email: <http://www.addonics.com/support/query/>